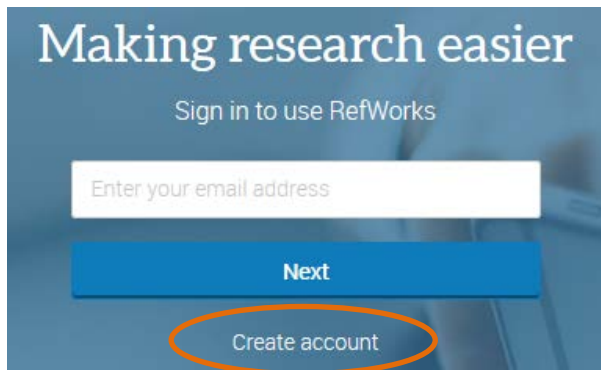


## CREATING AN ACCOUNT FOR REFWORKS




Go to the RefWorks login page <https://refworks.proquest.com/>

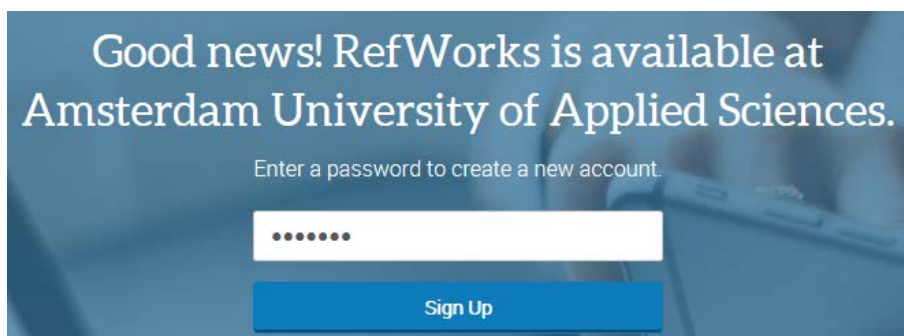
Click on **Create Account**.



In the next window enter your Amsterdamuas email address and click **Check**.



Choose a password and click on **Sign Up**.



An activation e-mail will be sent to the address you have entered. You'll need to validate your account to continue. Once you click on the link in the activation email, you will be directed back to RefWorks to enter your name, role and department affiliation.

## MORE INFORMATION ABOUT REFWORKS?

More information about RefWorks you will find on the RefWorks Support Center webpages, RefWorks LibGuide and on the library website.

- [RefWorks Support Center](#)
- [RefWorks libguide](#)
- [RefWorks YouTube channel](#)
- <http://www.amsterdamuas.com/library> > Services > Acknowledging Resources > RefWorks

You can also contact the library of your HVA-location.

